

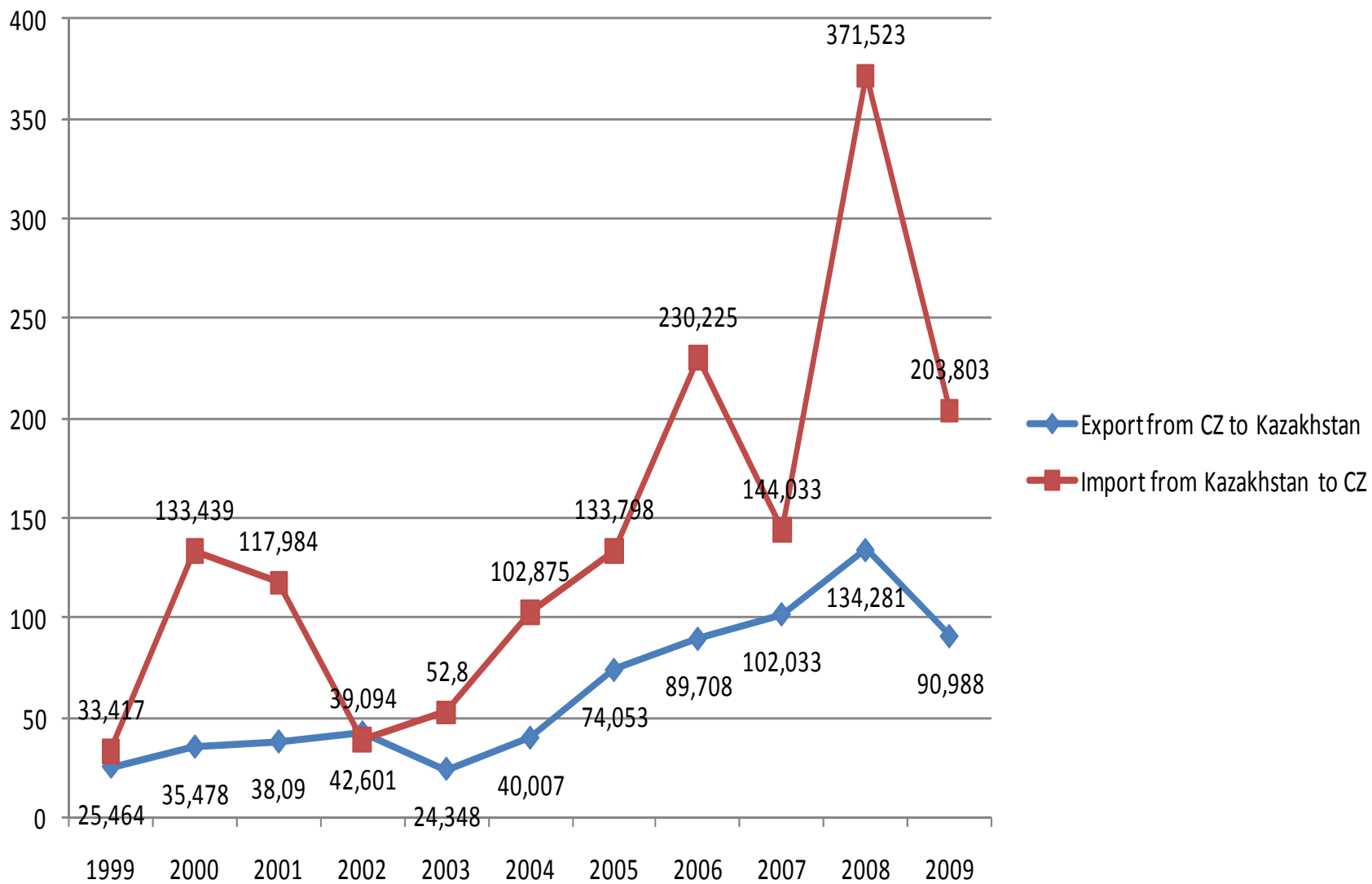


Business co-operation between Kazakhstan and Czech Republic

Year	Total export (in mil. EUR)
1999	25,464
2000	35,478
2001	38,090
2002	42,601
2003	24,348
2004	40,007
2005	74,053
2006	89,708
2007	102,033
2008	134,281
2009	90,988

Year	Total import (in mil. EUR)
1999	33,417
2000	133,439
2001	117,984
2002	39,094
2003	52,800
2004	102,875
2005	133,798
2006	230,225
2007	144,033
2008	371,523
2009	203,803

Total export and import – in mil. EUR



Total export and import – in mil. EUR

Item	HS (2)	Commodity	%
1.	84	Nuclear reactors, boilers, machinery and mechanical appliances; centrifuges, pumps for liquid	37%
2.	85	Electrical machinery and equipment and parts thereof; sound recorders	9%
3.	87	Motor vehicles, tractors, trailers	9%
4.	48	Paper and paperboard	7%
5.	30	Pharmaceutical products	7%
6.	73	Articles of iron or steel	5%
7.	44	Wood and articles of wood	2%
8.	70	Glass and glasware	2%
9.	72	Iron and steel	2%
10.	69	Ceramic products	1%

Totally: 78%

Structure of Czech export commodities

Item	HS (2)	Commodity	%
1.	27	Mineral fuels, mineral oils and products of their distillation	77%
2.	28	Inorganic chemicals; organic or inorganic compounds of precious metals	9,8%
3.	72	Iron and steel	6,6%
4.	52	Cotton	5,3%
5.	79	Zinc	0,4%
6.	24	Tobacco	0,3%
7.	78	Lead	0,1%
8.	76	Aluminium	0,1%
9.	41	Raw hides and skins	0,1%
10.	84	Nuclear reactors, boulders	0,1%

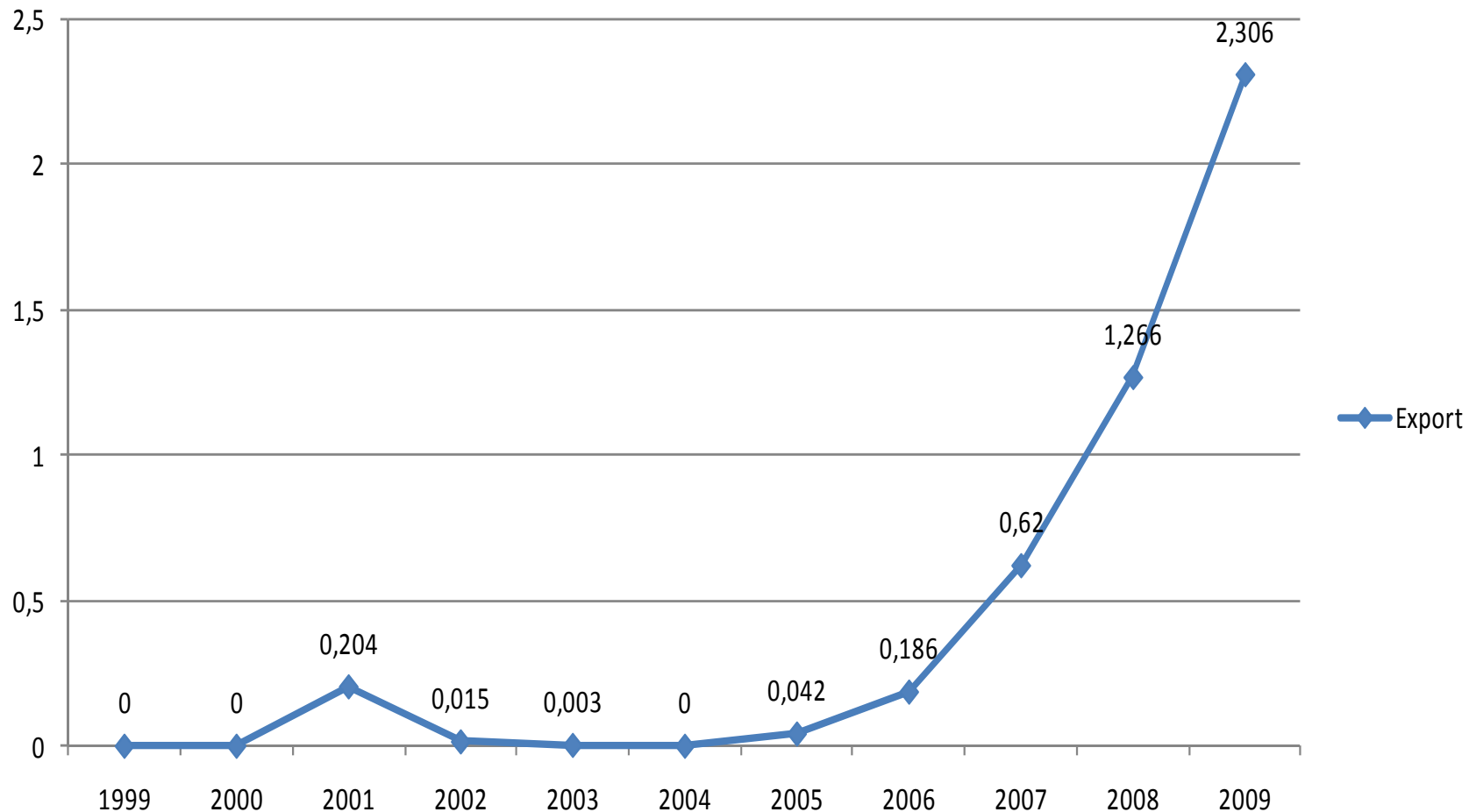
Totally: 99,7%

Structure of Czech import commodities

	1999	2000	2001	2002	2003	2004	2005	2006	2007	2008	2009
8456	-	-	-	-	-	-	-	-	0,152	-	-
8457	-	-	-	-	-	-	-	-	-	-	-
8458	-	-	0,006	0,002	0,002	-	-	-	-	0,001	-
8459	-	-	0,009	0,011	0,001	-	-	-	0,140	0,716	2,265
8460	-	-	0,162	0,001	-	-	-	-	0,238	0,003	-
8461	-	-	0,001	0,001	-	-	-	0,065	0,090	0,546	0,041
8462	-	-	0,026	-	-	-	0,042	0,121	-	-	-
8463	-	-	-	-	-	-	-	-	-	-	-
Totally	0	0	0,204	0,015	0,003	0	0,042	0,186	0,620	1,266	2,306

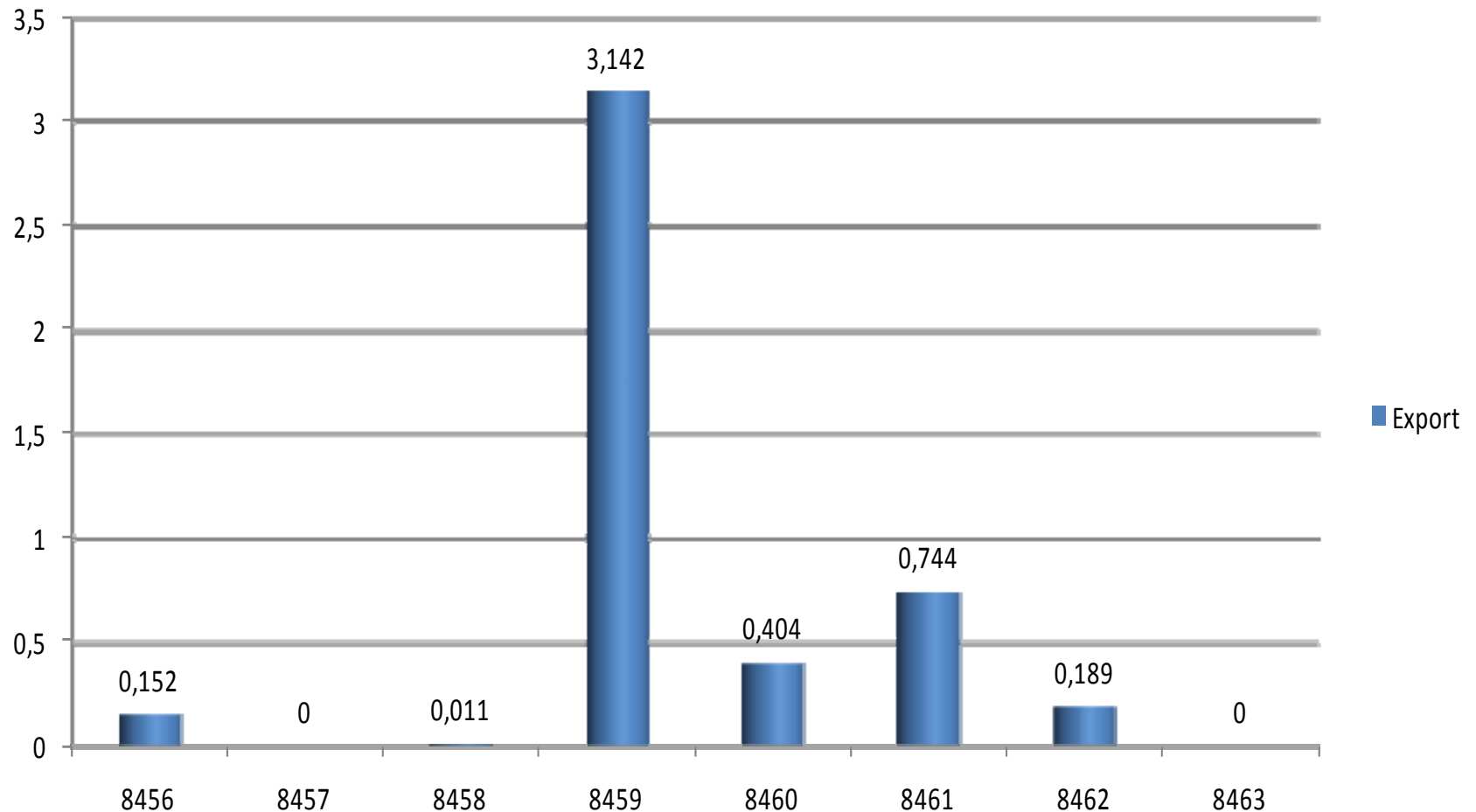
Czech export of metal cutting and metal forming machines to Kazakhstan acc. to the custom tariff in 1999 - 2009 (mil. EUR)

Export



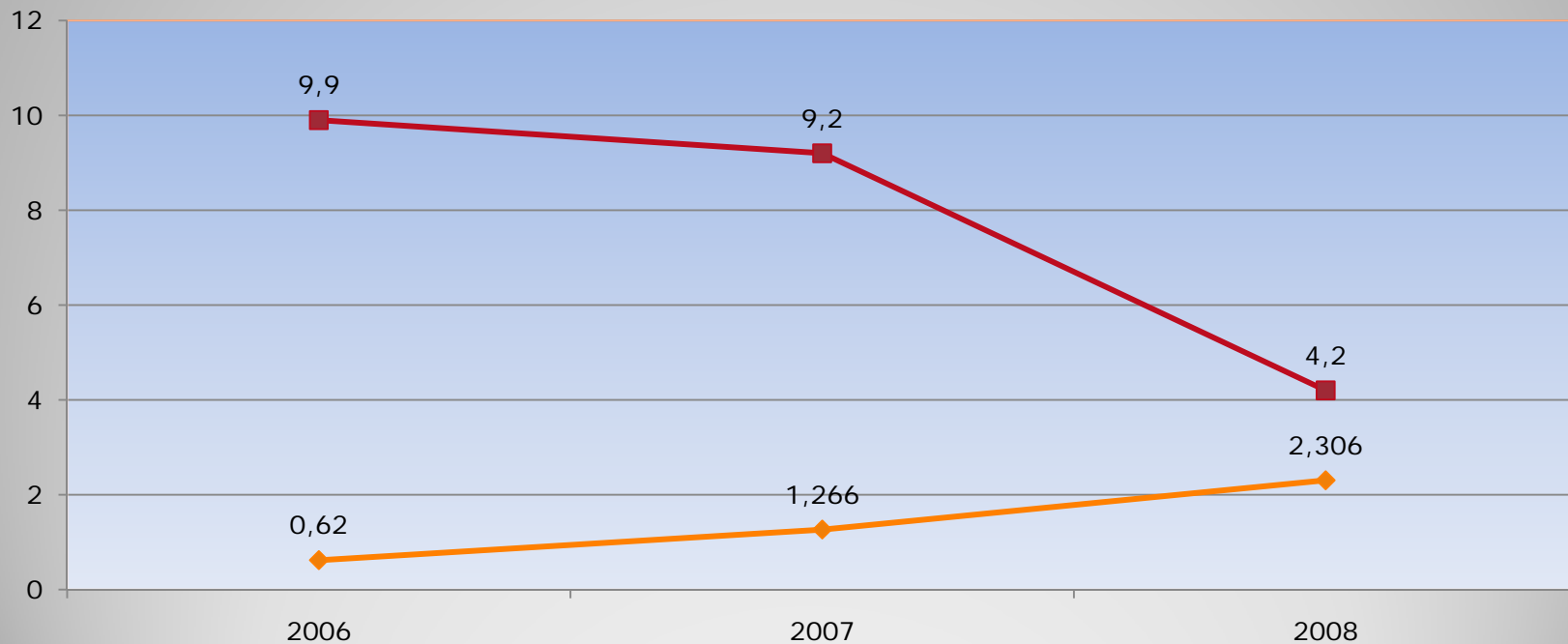
Czech export of metal cutting and metal forming machines to Kazakhstan – in mil. EUR

Export



Czech export of metal cutting and metal forming machines to Kazakhstan – in mil. USD

Rok	CZ	Germany
2006	0,620	9,9
2007	1,266	9,2
2008	2,306	4,2



Export of machine tools to Kazakhstan – v mil. EUR

8456	Physico – chemicals machines
8457	Machining centres
8458	Lathes
8459	Drilling, boring and milling machines
8460	Grinding, sharpening, honing and lapping machines
8461	Sawing, gear hobbing and gear shaping machines
8462	Metal forming machines
8463	Other metal forming machines

Custom's tariff